



■ **Gala Mauer** freistehend verwendbar bis 255 cm Höhe



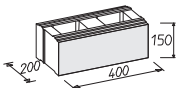
basalt-anthrazit



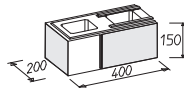
sand-beige



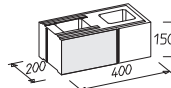
grau-anthrazit



1. Normalstein

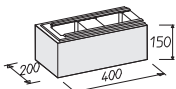


2. Eckstein links

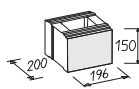


3. Eckstein rechts

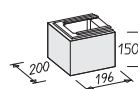
Betonbedarf: 60 l/m<sup>2</sup>



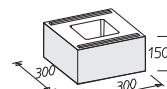
4. Endstein



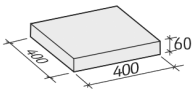
5. Halber Normalstein



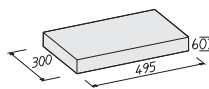
6. Halber Endstein



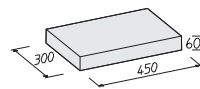
7. Pfeilerstein



9. Pfeilerabdeckung flach



13. Mauerabdeckung gerade flach



14. Mauerabdeckung Kopfteil flach

Typ	L/B/H cm	kg/St.	St./Pal.	Beschreibung	~395.-/m <sup>2</sup>
Normalstein 1	40/20/15	24	50	16.7 St./m <sup>2</sup>	<b>23.50/St.</b>
Eckstein links 2	40/20/15	24	50		<b>49.-/St.</b>
Eckstein rechts 3	40/20/15	24	50		<b>49.-/St.</b>
Endstein 4	40/20/15	24	50		<b>49.-/St.</b>
½ Normalstein 5	20/20/15	12	100		<b>31.-/St.</b>
½ Endstein 6	20/20/15	12	100		<b>31.-/St.</b>
Pfeilerstein 7	30/30/15	24	30		<b>53.-/St.</b>
Mauerabdeckplatte 13	49.5/30/6	44	30		<b>48.-/St.</b>
Mauerabdeckplatte End 14	45/30/6	42	30		<b>52.-/St.</b>
Pfeilerabdeckplatte 9	40/40/6	54	4		<b>70.-/St.</b>